


Apple and Blackberry Jam

Recipe

Ingredients

- 300g of apples 
- 400g of blackberries 
- 300g sugar 
- 6g pectin

If jam sugar omit pectin.

Instructions

1. Peel the apples.
2. Cut the apples.
3. Put apples and blackberries in the pan.
4. Add the sugar.
5. Add the pectin.
6. Add to the hob, it will be hot!
7. Add to jam pot when cold.




These instructions are intended to be very basic for early reading - please heat jam mixture as you would normally or add to bread maker. To support more phonics you could get your child to make labels for your jams.. Adult supervision at all times.

Apple and Blackberry Jam

Recipe

Ingredients

- 300g of apples 
- 400g of blackberries 
- 300g sugar 
- 6g pectin

If jam sugar omit pectin.

Instructions

1. Peel the apples.
2. Chop the apples.
3. Put apples and blackberries in the pan.
4. Mix in the sugar and the pectin.
5. Add pan to the hob, get help it will be hot!
6. Simmer jam and cook until set.
7. Add to jam to jam jar when the jam is cool.





These instructions are intended to be very basic for early reading - please heat jam mixture as you would normally or add to bread maker. To support more phonics you could get your child to make labels for your jams.. Adult supervision at all times.

Apple and Blackberry Jam

Recipe

Ingredients

- 300g of apples 
- 400g of blackberries 
- 300g sugar 
- 6g pectin

If using jam sugar omit pectin.



Instructions

1. Peel the apples.
2. Chop and take out the core of the apples.
3. Add apples and blackberries in the pan.
4. Stir in the sugar and the pectin.
5. Add pan to the hob, get help it will be hot!
6. Gently, simmer jam and cook until set.
7. When cool, carefully spoon jam into jam jars..

These instructions are intended to be very basic for early reading - please heat jam mixture as you would normally or add to bread maker. To support more phonics you could get your child to make labels for your jams.. Adult supervision at all times.